



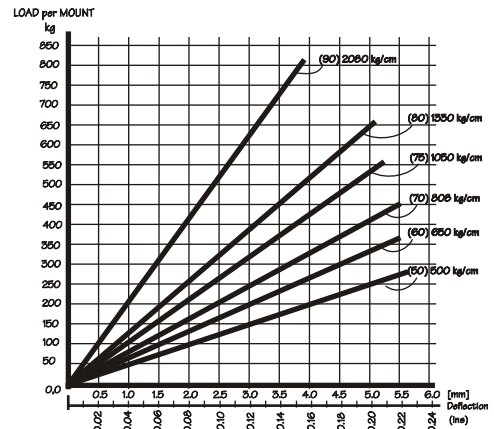
IsoFlex Technologies Pty Ltd.

Unit 33, 75 Waterway Drive, Gold Coast Marine Precinct, Coomera, Queensland, Australia. 4209
 Ph: 1300 366 393 Ph: 07 555 60 924 F: 07 555 60 984 Int prefix: 617
 Email: info@isoflex.com.au
 Home Page: www.isoflex.com.au


IsoFlex Mount Test Procedures: - Typical Test Modes & Load vs Deflection Graphs



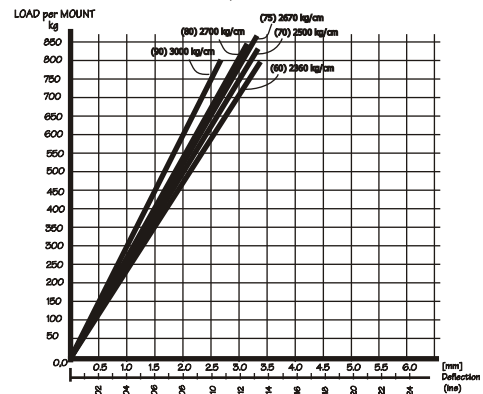
1. Axial Load Test
 [Vertical down direction]




Graph 1: Static Axial Vertical Load [kg] (A-direction) versus Deflection [mm] (Ine)
 Data shown: (x) = GDH-A Hardness
 kg/cm = Spring Rate



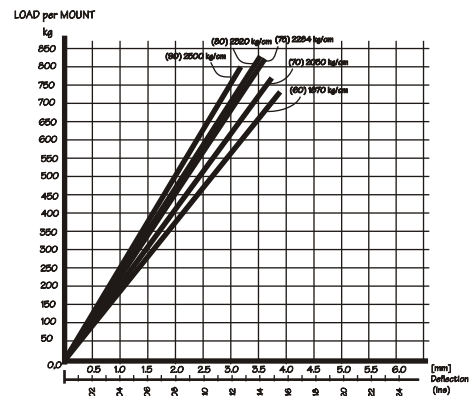
2. Thrust Load Test
 [Longitudinal direction]



Graph 2: Static Longitudinal Thrust Load (T-direction) versus Deflection [mm] (Ine)



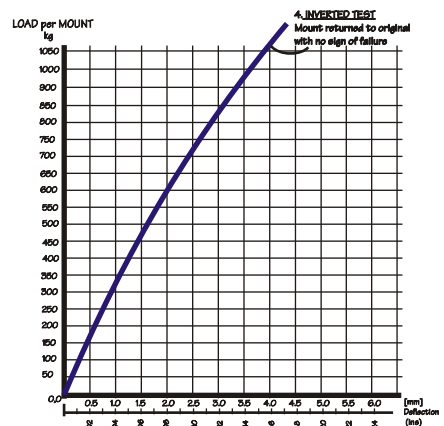
3. Lateral Load Test



Graph 3: Static Lateral Load (L-direction) versus Deflection [mm] (Ine)



4. Inverted Load Test



Graph 4: Static Inverted Vertical Load (I-direction) versus Deflection [mm] (Ine)